

# SAANICH POLICE DEPARTMENT

## ROAD SAFETY DASHBOARD

The attached dashboard is intended to summarize data regarding traffic safety with a focus on collisions and on enforcement. While every attempt is made to ensure the data is accurate, there are several limitations to the data presented which are outlined below.

### Collision (MVI) Data Limitations

- Data is limited to collisions reported to the Saanich Police Department; overall number of collisions should therefore be considered an underestimate as collisions with no injuries or damages would not typically be reported and those with delayed injuries are also often not reported.
- Database limitations and scoring rules create difficulties in querying for pedestrian and cyclist involvement in collisions without manual review of each file to confirm accuracy. This information is updated but may not be finalized until the conclusion of a file which can take months in some cases. The file type, the role of those involved, and other details may be changed over the course of the file's lifetime; the data in the dashboard reflects a point in time and may change.
- The low number of fatalities in collisions may create privacy issues if identified by zone and month of occurrence. These have been combined with collisions with injuries for zone analysis by month to reduce this issue.

### Enforcement Data Limitations

- Ticket data reflects paper and electronic tickets issued by the Saanich Police Department. Due to the time required to input paper tickets into the records system, changes made to tickets because of disputes/court findings such as offence type and cancellations, ticket data changes frequently. These changes can have substantial delays; several months may pass before a ticket is cancelled or changed for example. In general, older data is less susceptible to change than more recent data but this pattern is unpredictable and varies month to month.
- Fluctuations in tickets and other enforcement activities (such as those for impaired or distracted driving) are highly associated with staffing levels and priority targeted enforcement projects occurring through the year (e.g., CounterAttack campaigns).

# ROAD SAFETY DASHBOARD

## COLLISIONS

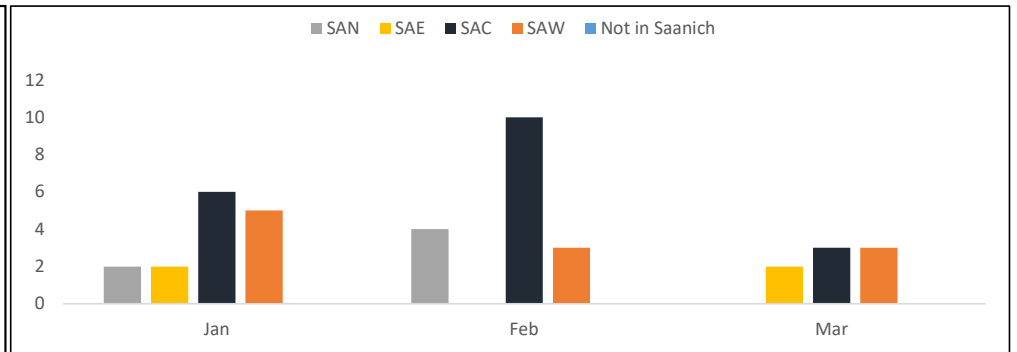
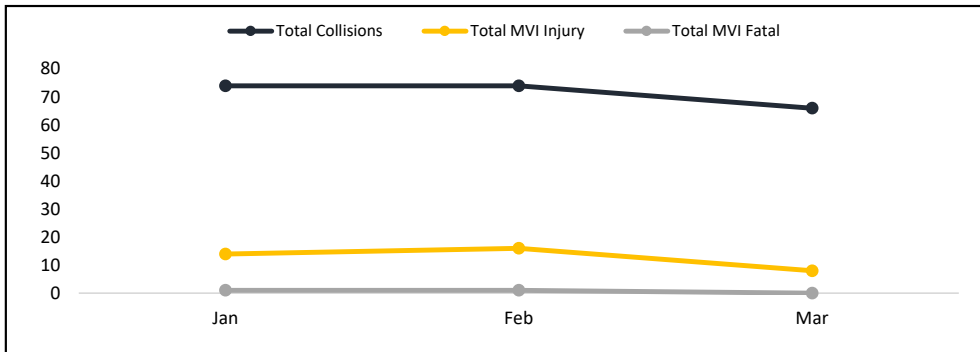
### Date Range

2023

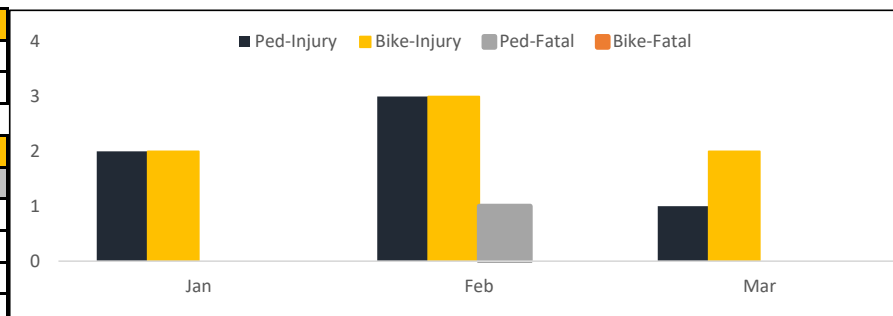
JAN FEB MAR APR MAY JUN JUL AUG SEP OCT NOV DEC

# of Collisions	
# of MVIs of any type	214
# of MVIs with injuries	38
# of MVIs with fatalities	2

MVI - Injuries and Fatalities by Zone	
North	6
East	4
Centre	19
West	11
Outside of Saanich	0



# of MVIs with Pedestrians Involved*	
MVIs with injuries	6
MVIs with fatalities	1



# of MVIs with Cyclists Involved*	
MVIs with injuries	7
MVIs with fatalities	0

MVI - Pedestrian Involvement by Zone		
	Injuries	Fatalities
North	4	0
East	0	0
Centre	1	0
West	1	1

MVI - Cyclist Involvement by Zone		
	Injuries	Fatalities
North	1	0
East	1	0
Centre	3	0
West	2	0

\*reflects # of incidents, not # of individuals, where pedestrians or cyclists were involved. They may or may not have been injured.

**IMPORTANT: The data contained in this dashboard are subject to change and represent the current status of file information. Data may be updated at any time and reflect only those collisions reported to Saanich Police.**

# ROAD SAFETY DASHBOARD

## ENFORCEMENT

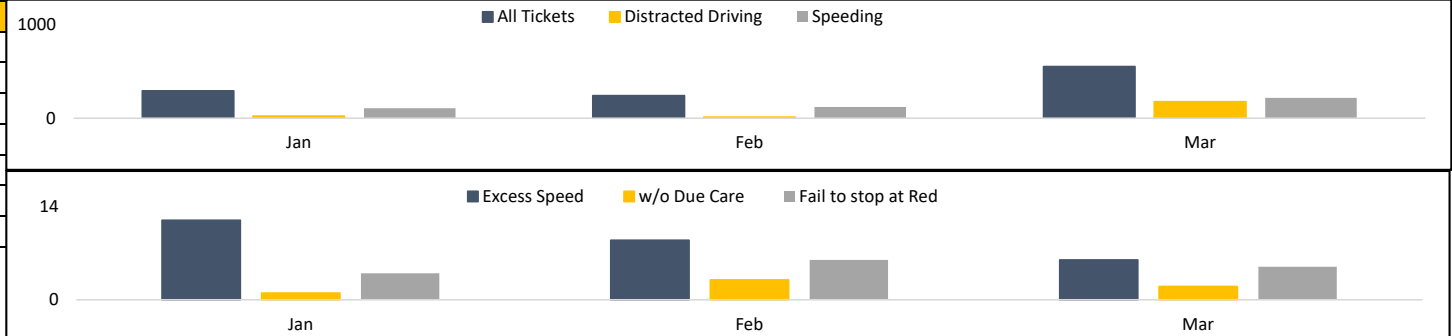
### Date Range

2023

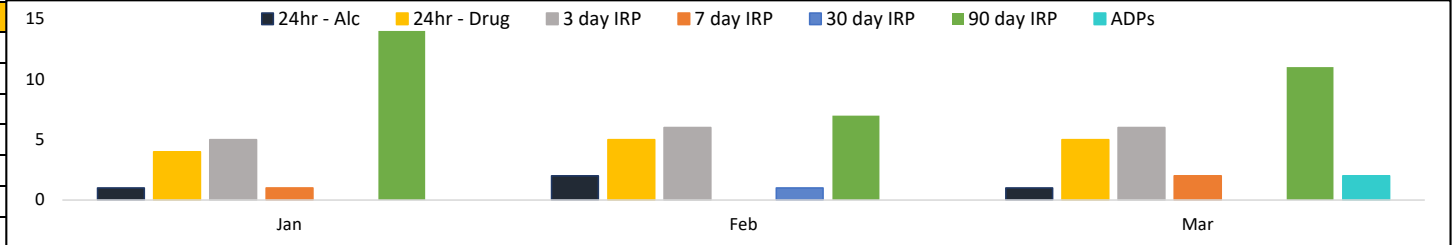
JAN FEB MAR APR MAY JUN JUL AUG SEP OCT NOV DEC

Violation Tickets*	#
All violations	1,088
Speeding	444
Distracted Driving	213
Excessive Speed	27
Drive w/o Due Care & Attention	6
Fail to stop at Red Light	15

\*includes tickets that may be cancelled by ICBC at a future date

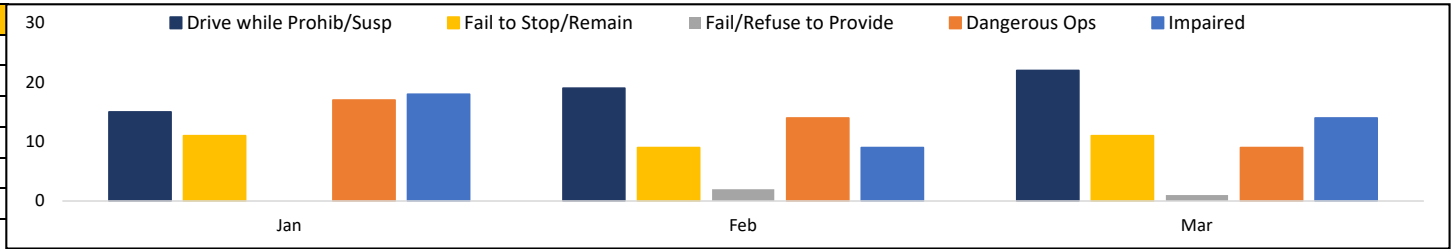


Impaired Driving Prohibitions	#
24hr Prohibition (Alcohol)	4
24hr Prohibition (Drug)	14
IRP - 3 day warn	17
IRP - 7 day warn	3
IRP - 30 day warn	1
IRP - 90 day Fail/Refuse	32
ADP	2



Offences Related to Driving*	#
Impaired Driving	41
Dangerous Driving	40
Failing to provide/refuse sample	3
Failing to stop/remain at scene	31
Driving while Prohib/suspended	56

\*reflect general categories of offences



**IMPORTANT: The data contained in this dashboard are subject to change and represent the current status of ticket information. Data may be updated at any time and reflect the number of tickets issued by Saanich Police during that period.**