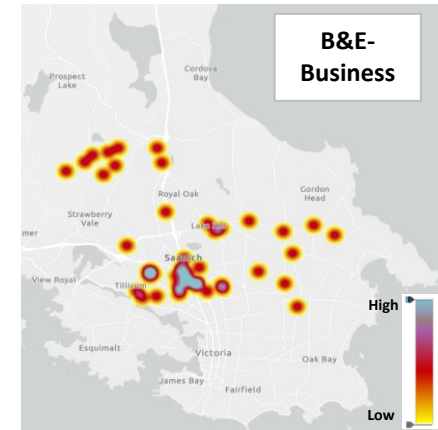
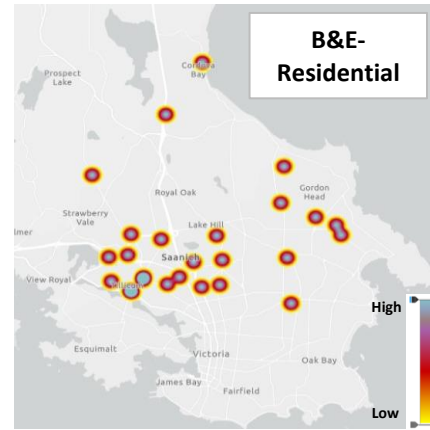
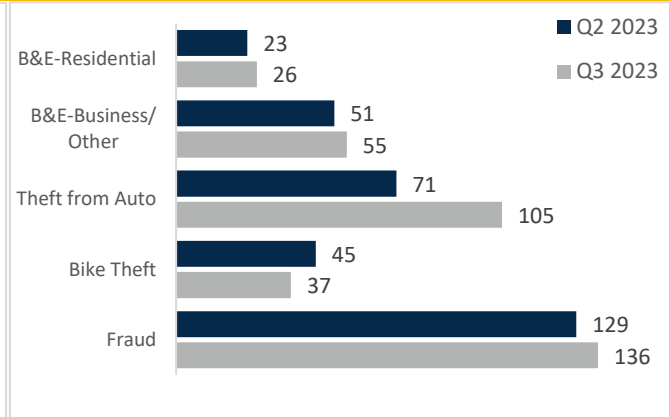
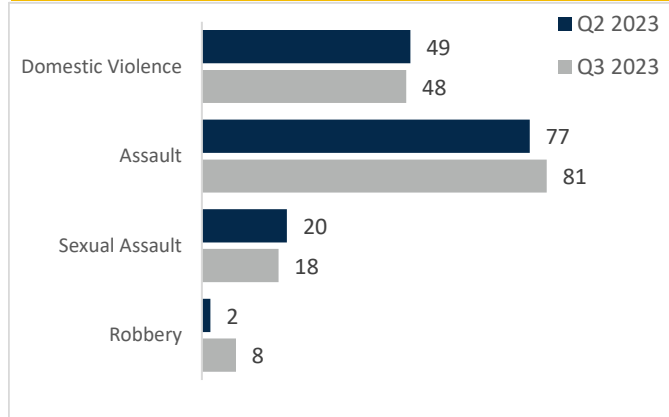




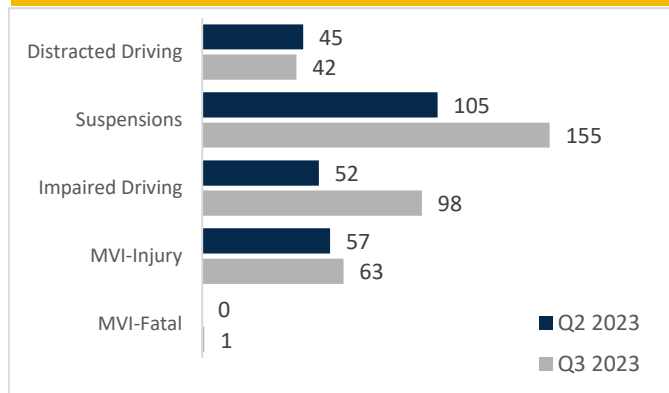
# SAANICH POLICE DEPARTMENT QUARTERLY REPORT TO THE COMMUNITY

## JULY TO SEPTEMBER 2023

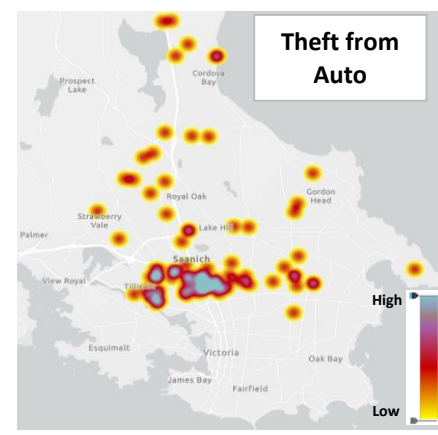

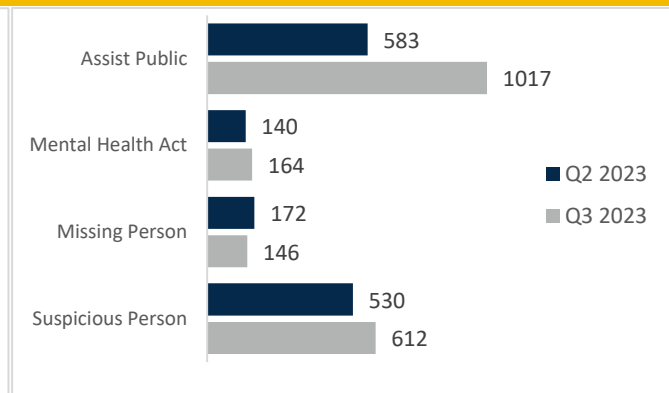
### Violent Crime      Property & Financial Crime      Property Crime Heat Maps



### Traffic Incidents



### Non-Criminal Events



*\*The data contained in this report are subject to change and represent the file information at time of data retrieval.*

### Calls for Service      Average Priority 1 Response Time\*      Media

Year to Date	2023		Year to Date	2023		Facebook Followers	Instagram Followers	"X" Followers	Media Interviews
	Q2	Q3		Q2	Q3				
18,838	6,161	6,867	8m31	8m42	9m44	9,977	3,308	26,285	20

*\*from time of dispatch to arrival on scene*

This report contains several indicators of police performance as well as statistics related to public safety and crime that are not solely influenced by organization performance or police activities but are impacted by a range of factors.