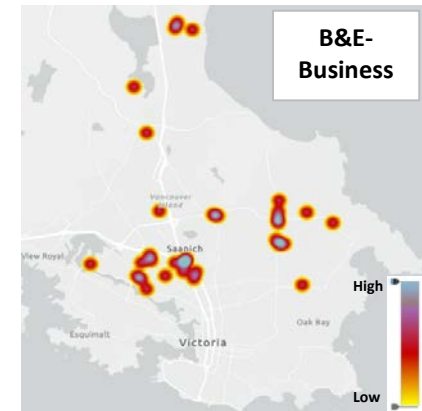
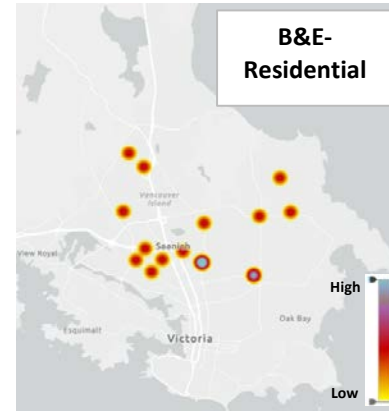
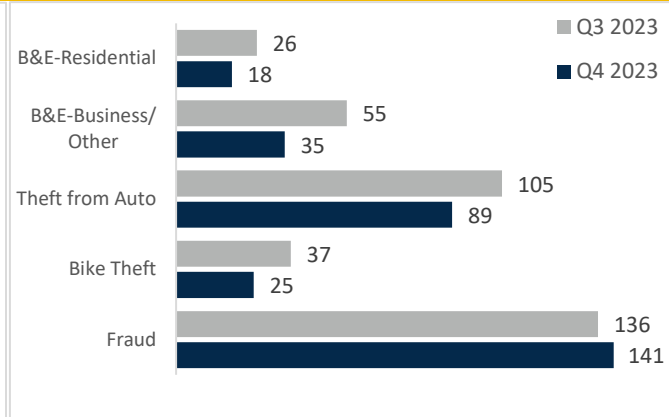
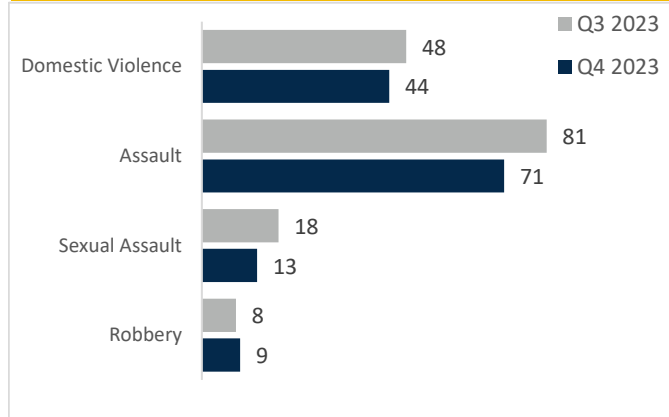




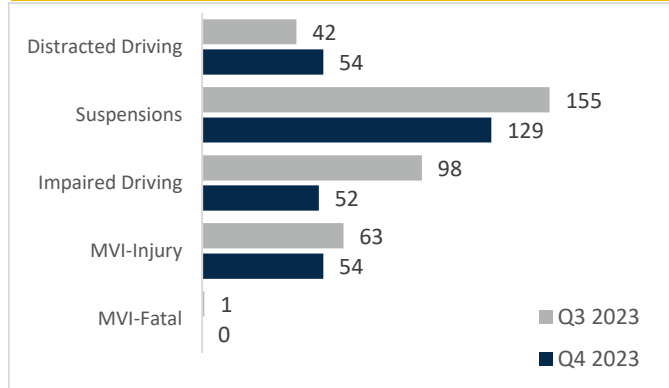
SAANICH POLICE DEPARTMENT QUARTERLY REPORT TO THE COMMUNITY

OCTOBER TO DECEMBER 2023

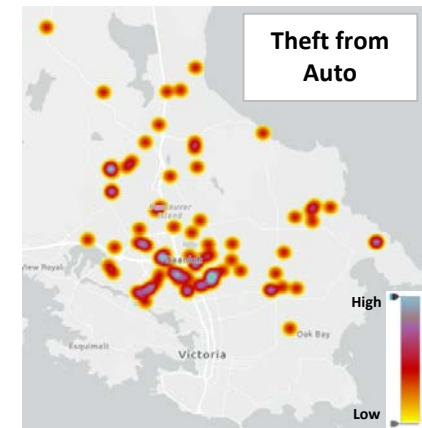

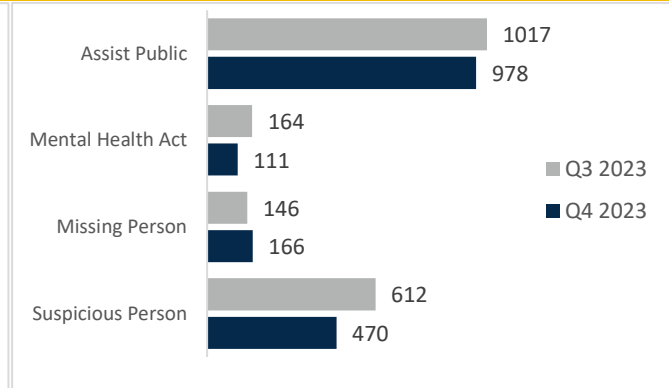
Violent Crime Property & Financial Crime Property Crime Heat Maps



Traffic Incidents



Non-Criminal Events



**The data contained in this report are subject to change and represent the file information at time of data retrieval.*

Calls for Service Average Priority 1 Response Time* Media

Year Total	2023		Year to Date	2023		Facebook Followers	Instagram Followers	"X" Followers	Media Interviews
	Q3	Q4		Q3	Q4				
24,889	6,867	6,051	8m24	9m44	8m04	10,000	3,376	26,414	35

*from time of dispatch to arrival on scene

This report contains several indicators of police performance as well as statistics related to public safety and crime that are not solely influenced by organization performance or police activities but are impacted by a range of factors.